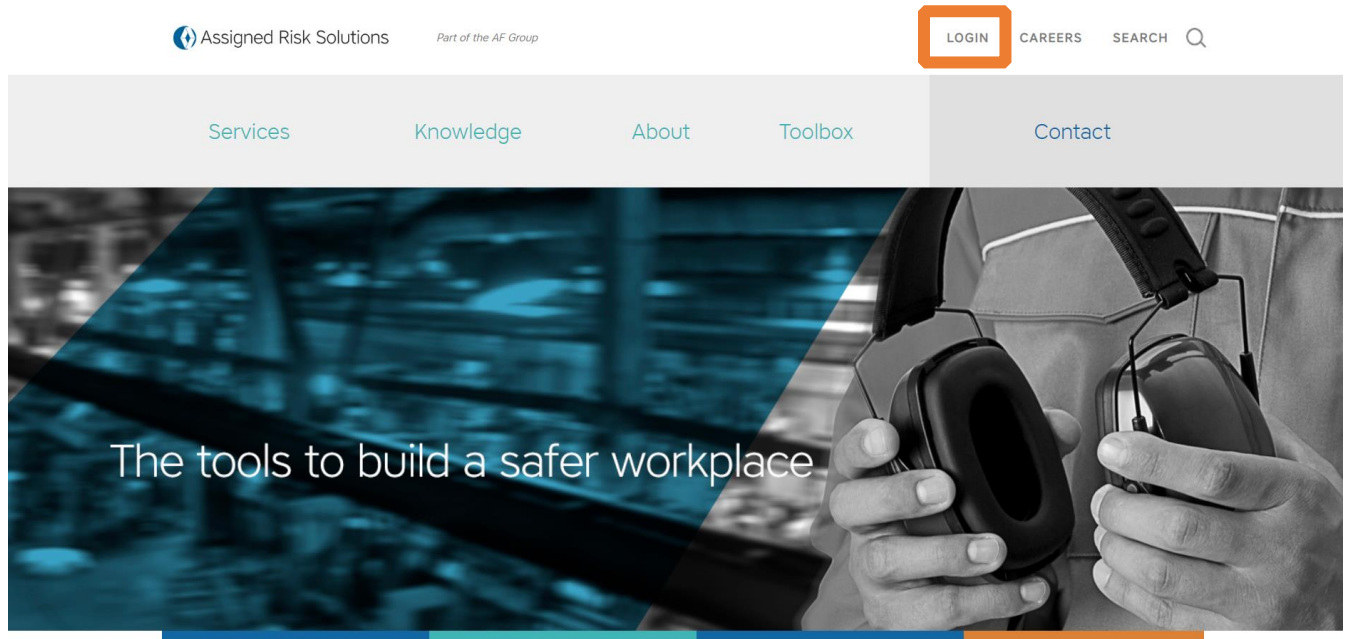
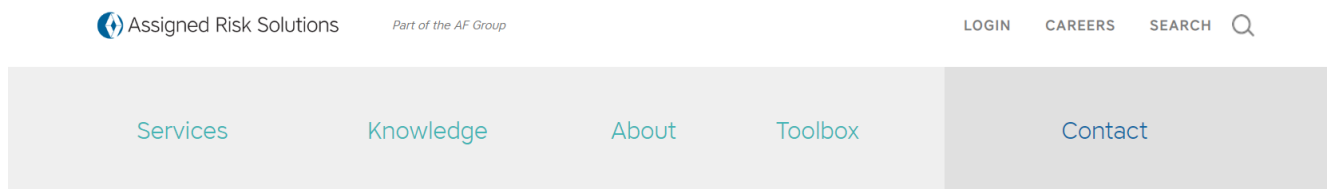


How to Self-register for the Agent Portal

1. Go to AssignedRiskSolutions.com and click on “LOGIN.”



2. Next click on “Agent Portal.”



Assigned Risk Solutions Login

Our customer portal provides all the features you need to manage your account, your insurance policies, and to submit and manage injury claims. To better serve your needs, the portal links are grouped by access as an *agent* or a *policyholder*.

Log In:

[Agent Portal](#)

[Policyholder Portal](#)

3. If you're a new user, click on "Create an account" located at the bottom of the screen.



LOGIN TO MY ACCOUNT

Username: Agents enter Agent ID; Policyholders enter Email ID

Password

Remember my username

LOG IN

[Forgot Password?](#)

New here? [Create an account](#)

4. Then click to indicate "I'm not a robot."



Register Your Account

I'm not a robot



5. Enter your email address and click "Send."



Register Your Account

Enter your email address to proceed. We will send you an email with a link that will allow you to continue registering.

myemailid@outlook.com

SEND

6. Check your email for an auto-generated message from Assigned Risk Solutions and click the link to proceed

Next Steps for Your Assigned Risk Solutions Registration

Inbox x



no_reply@afassignedrisk.com

to me ▾



Categorize this message as:

Personal ▾

Dear User,

Please click [this link](#) and follow the instructions to complete your registration for the Assigned Risk Solutions portal.

Thank you.

Assigned Risk Solutions Team

Note: The self registration link is valid for next 2 hours.

Once you click the link, you will see the following page.



Register Your Account

Select user type

Agents enter Agent ID; Policyholders enter e-mail address
(If you do not have your Agent ID, please contact us at Policy@AFAssignedRisk.com or at 866-221-9640)

First Name

Last Name

Password

Confirm password

Phone number

SAVE

- 7. **Populate the fields, keeping in mind that passwords require each of the following (minimum): 10 characters, one number, one capital letter, one lower-case letter, one special character.**



Register Your Account

Agent

999
(If you do not have your Agent ID, please contact us at Policy@AFAssignedRisk.com or at 866-221-9640)

John

Doe

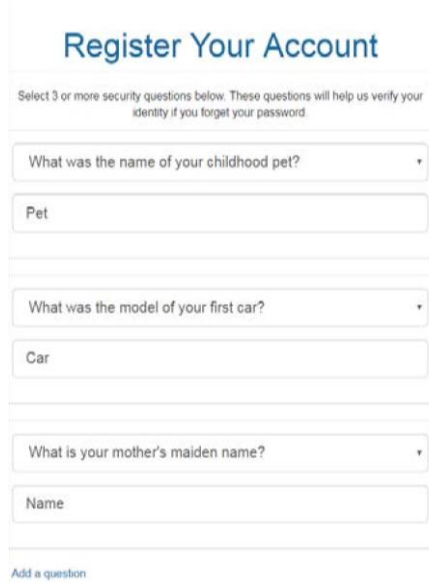
.....

.....

240-490-9090

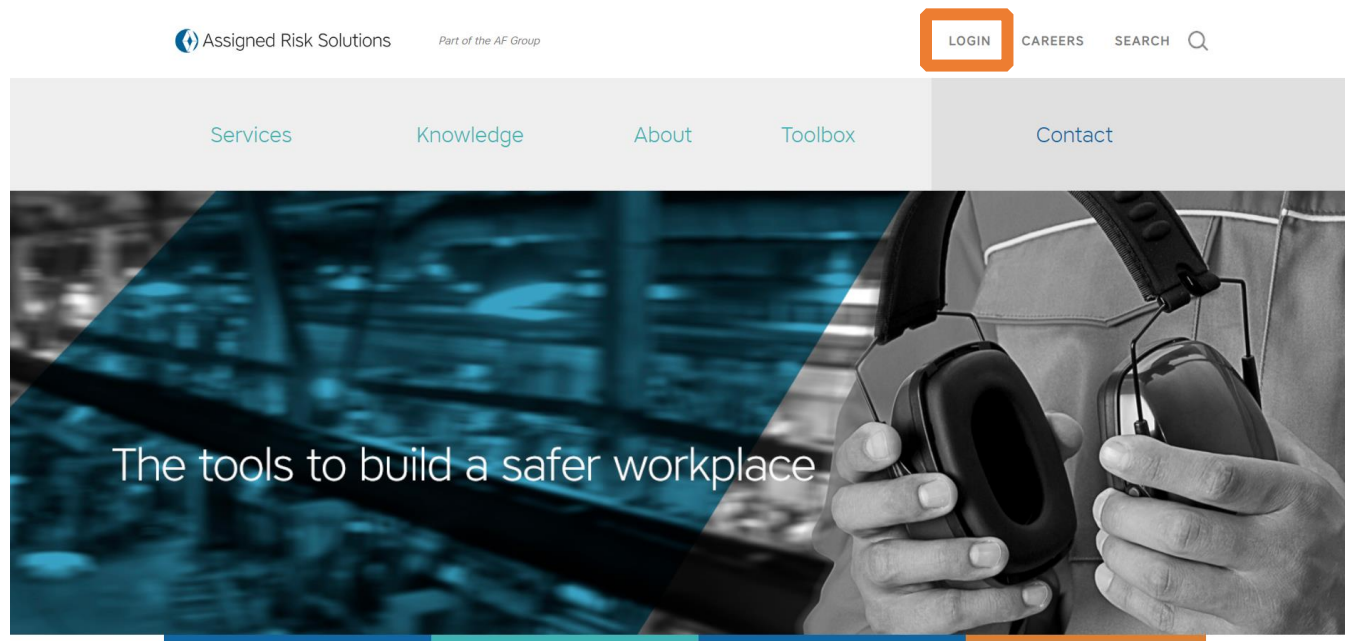
SAVE

8. Click “Save,” then enter security questions and answers as prompted.



9. Click “Save” again, which will display a success page. This will complete your registration.

To log in after registration, go to the login page and click on “Agent Portal.”



Assigned Risk Solutions Login

Our customer portal provides all the features you need to manage your account, your insurance policies, and to submit and manage injury claims. To better serve your needs, the portal links are grouped by access as an **agent** or a **policyholder**.

Log In:

[Agent Portal](#)

[Policyholder Portal](#)

Enter your Agent ID and password created during registration, then click “LOGIN” and you’ll be directed to the Agent Portal.

LOGIN TO MY ACCOUNT

9999

●●●●●●●●●● 

Remember my username

[LOG IN](#)

[Forgot Password?](#)

[New here? Create an account](#)